



# TM DESANA MAX<sup>fp</sup>

PERSULPHATE TECHNOLOGIES



## FEATURES

- ✓ alkaline cleaning-, disinfection- and verification agent in powder form for regular maintenance cleaning of dispensing systems
- ✓ notified, biocidal active substance (CAS 7775-27-1), disinfection with active oxygen
- ✓ without surfactants, without chlorine, odour-free, green technology
- ✓ meets the requirements of DIN 6650, HACCP-compliant.
- ✓ intelligent cleaning: Hygiene levels are indicated by colour change (PURPLE-GREEN-YELLOW)
- ✓ powder sachet, powder dissolves quickly and completely, also in cold water
- ✓ fast-acting removal of soiling
- ✓ lower ground transportation fees, easy to store and handle
- ✓ proven superior cleaning power via independent studies and approved by leading international brewers and beverage manufacturers

## YOUR BENEFITS








- + especially effective for regular maintenance cleaning (every 1-4 weeks)
- + easy to transport, store and manage
- + colour indicator provides control of the cleaning results on site
- + portion pack guarantees accurate dosage and thus perfect results and helps to keep costs under control
- + saves time and water by rapid flushing

<b>DELIVERY</b>	box with 265 or 24 sachets of 45 grams, or box with 130 sachets of 90 grams
<b>DOSAGE</b>	45g sachet for 4.5 liters, 90g sachet for 9 liters
<b>ORDER</b>	contact your authorized retailer at <a href="http://www.thonhauser.net">www.thonhauser.net</a>
<b>ATTENTION</b>	Prepare solution for every sanitation fresh! Wear protective clothing (gloves, goggles). Avoid inhalation of powder during opening!
<b>DISPOSAL</b>	The mixed / used TM DESANA MAX <sup>fp</sup> solution is drained together with the flushing water into the sewer. The pH value drops to 8 to 9.5 by the usual dilution
<b>LABELLING</b>	see Material Safety Data Sheet

Use biocides safely. Always read labelling and product information before use!

**POISON CONTROL CENTRE: +43-1-406 43 43**

## IT'S THAT EASY

- 
**1. DISSOLVE POWDER**  
 Always rinse the cleaning container! Dissolve the contents of a TM DESANA MAX<sup>fp</sup> sachet in lukewarm water (up to 35° C) and fill the container with water.
- 
**2. SHAKE: SOLUTION PURPLE**  
 Close container and shake it 3 times! Pull a sample of the original solution. Freshly prepared solution is PURPLE.
- 
**3. CONNECT CLEANING CONTAINER**  
 Connect the tap head of the beverage container under CO<sub>2</sub> pressure to the cleaning container.
- 
**4. FILL THE CIRCUIT**  
 Open the taps until the cleaning solution flows out of the tap. Solution is YELLOW in case of heavy contamination.
- 
**5. LET IT SOAK FOR 10-20 MINUTES, SOLUTION IS GREEN**  
 Close the tap. Let the TM DESANA MAX<sup>fp</sup> cleaning solution soak in the lines during other maintenance work (for about 10-20 minutes). During this time, TM DESANA MAX<sup>fp</sup> dissolves hard to remove soiling in the lines and turns GREEN.
- 
**REPEAT PROCEDURE**  
 Repeat steps 4 and 5 - for 3 minutes of exposure time - until the cleaning solution no longer turns GREEN.
- 
**PURPLE MEANS CLEAN!**  
 If the solution from the lines shows the same colour as the original (colour comparison with sample of the original solution) after 3 minutes, the lines are in perfect hygienic condition. Done!
- 
**6. RINSE WITH DRINKING WATER**  
 Rinse with pure drinking water: 200-1000ml water per meter for 7mm pipes (see study by the University of Vienna, 05-02-2003). Check the rinsing by means of pH test strips: The pH value of the rinsing water must correspond to the pH value of the fresh water.